

6 TIPS TO HELP YOU

# Prevent Freezing Pipes


If you're concerned about pipes freezing in your home, here are some simple maintenance tasks you can do to help prevent frozen pipes and the damage they can cause.

**1** Keep garage doors closed during the winter months.




**2**

Insulate exposed and vulnerable pipes with insulating foam or fiberglass sleeves. You can purchase these items at your local home supply store.



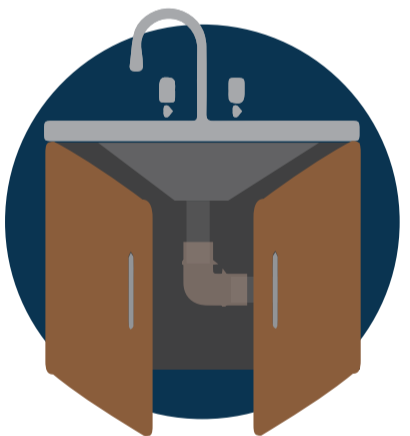
**3**

Close and/or cover vents or windows in the basement to maintain a warmer environment.



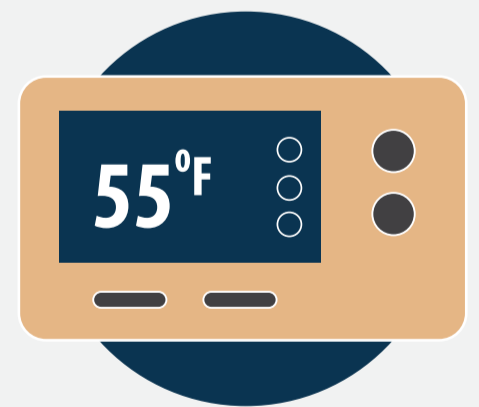
**4**

Open cabinet doors underneath sinks to allow heat to enter.



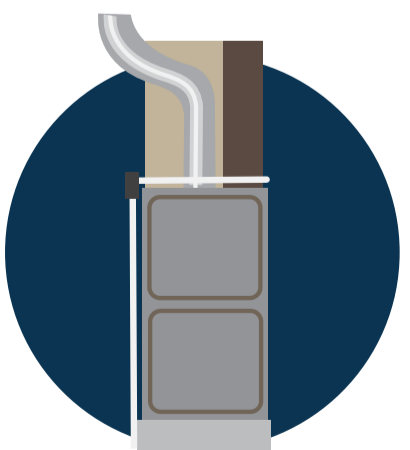
**5**

Set the thermostat to a minimum of 55° F when leaving your home for an extended period of time.



**6**

Maintain your heating equipment to ensure reliable performance throughout the heating season.



If a pipe bursts, shut off your water supply immediately and call a qualified plumber. IT Landes offers 24/7/365 emergency plumbing service, as well as inspections and maintenance to keep your pipes flowing properly year-round. Call us at 215.256.4221 to learn more.